


Custom Image Order: Repurpose Images Instantly



Xinet® WebNative® Suite Custom Image Order allows users to customize a version of any image on the server and download it to their desktop—without the need for client-side software.

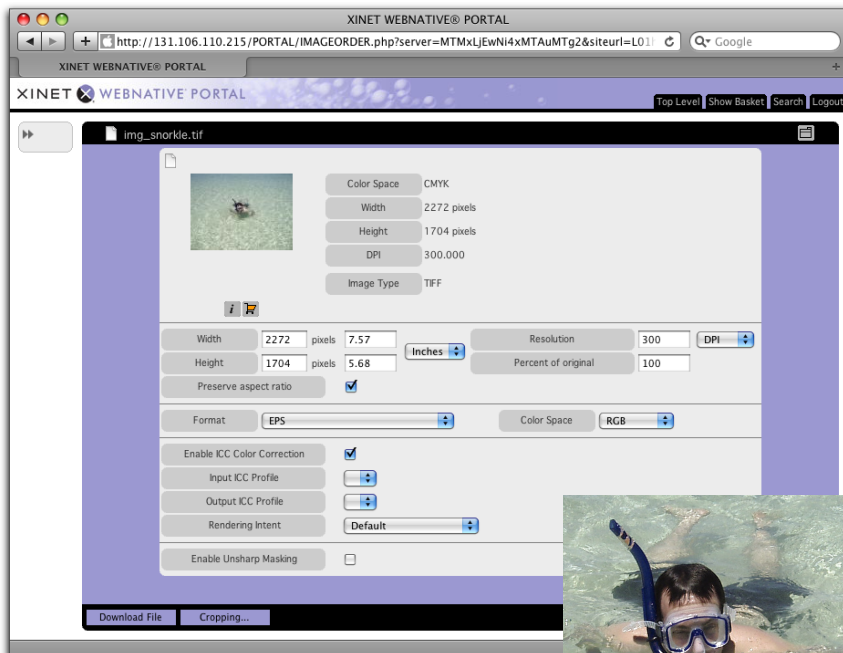
Feature Overview

Having the ability to quickly repurpose images, such as modifying print artwork for use on a website or PowerPoint presentation, is a proven advantage in today's design environment. A standard WebNative Suite feature, Custom Image Order is the Xinet solution for simple, time-efficient image repurposing, and can be used by local and remote users alike.

Repurpose Images Quickly and Efficiently

With Custom Image Order, approved users can create new assets from high resolution artwork on the server. Cropping, switching color space, selecting a new file type—changes like these can be made in seconds, right from a web browser from anywhere in the world.

This simple user interface contains a variety of options for image customization. Upon making selections, one click will automatically download a custom image to the user's desktop. And, because Custom Image Order delivers a *copy* of the file, you can be confident that the original asset will be left intact.



User Interface for Custom Image Order:
All customization options are available in one intuitive window. A customized version of the original asset is shown on the right.



Features

- Crop the image
- Modify width and height
- Change resolution
- Scale image size to a percentage of original size
- Select a new file format— GIF, BMP, JPEG, PNG, TIFF or EPS—with a variety of image quality settings
- Convert using ICC Color Correction profiles
- Switch between CMYK, RGB, LAB, greyscale color spaces
- Apply Unsharp Masking
- Remove clipping paths/masks
- Use the shopping basket to work with multiple images in one batch

Benefits

- Repurpose an existing image without the use of client-side software
- Work with images from any location—local or remote
- Process image conversion requests more quickly, saving un-billable studio time

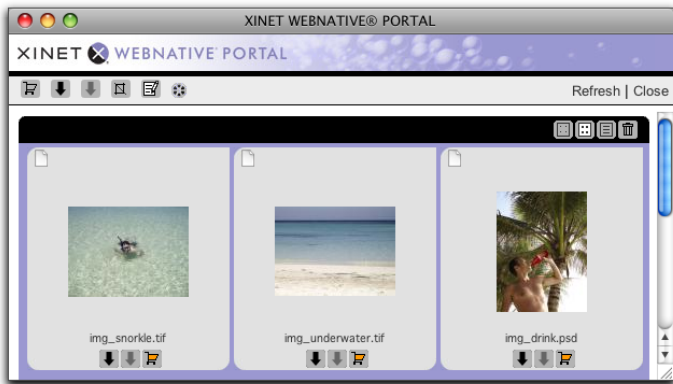
Contact sales@xinet.com for a complimentary web demo

Xinet, Inc.
2560 Ninth Street, Suite 312
Berkeley, CA 94710 USA
T +1 510.845.0555

sales@xinet.com
www.xinet.com

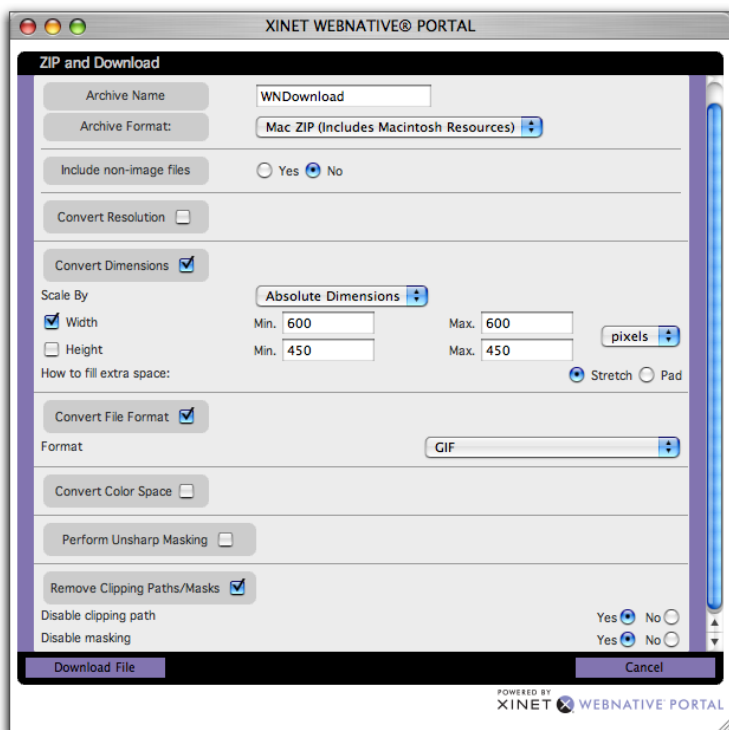
Convert Multiple Images

When several assets need to be converted using the same parameters, such as changing color space or enabling ICC color correction, users save time with the WebNative Suite shopping basket.



WebNative Suite Shopping Basket: These images are selected for batch conversion with uniform custom parameters.

After adding multiple images to the basket, selections are made within the simple interface below for batch customization, and one click will conveniently download a folder to the user's desktop containing all repurposed images at once.



User Interface for Batch Customization: All customization options are available in one window.

As with single-image repurposing, the original assets are left untouched.